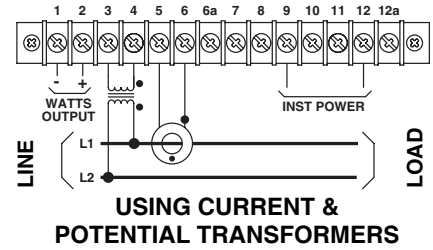
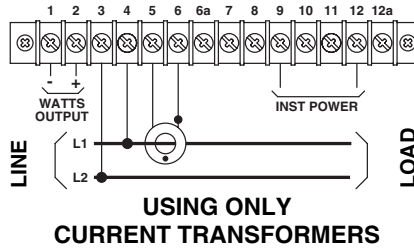
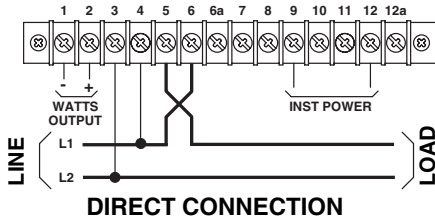


WATT/WATT HOUR TRANSDUCERS

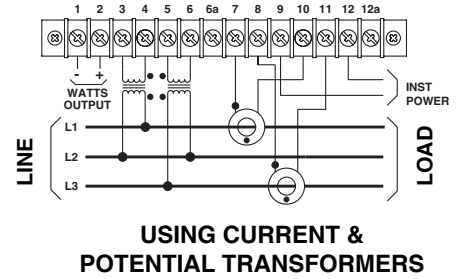
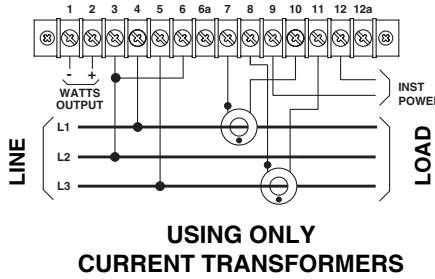
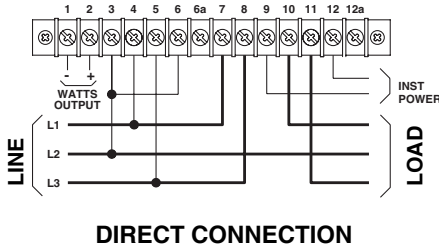
CONNECTION DIAGRAMS

MODEL AGH

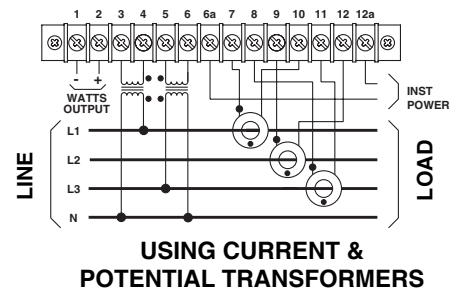
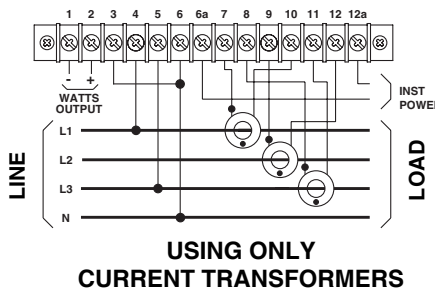
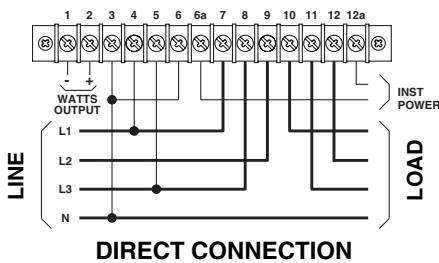
SINGLE PHASE CONNECTIONS (ONE ELEMENT)



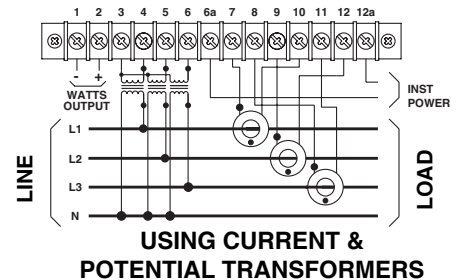
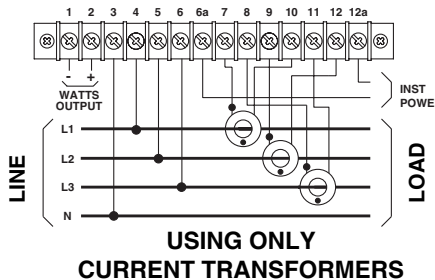
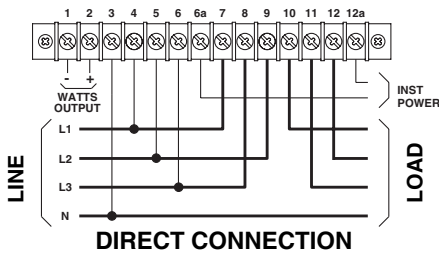
THREE-PHASE, THREE-WIRE CONNECTIONS (TWO ELEMENT)



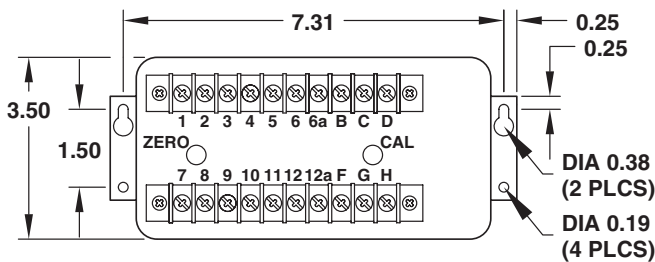
THREE-PHASE, FOUR-WIRE CONNECTIONS (2 1/2 ELEMENT)



THREE-PHASE, FOUR-WIRE CONNECTIONS (THREE ELEMENT)



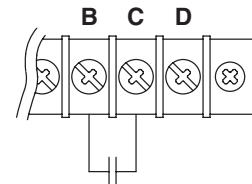
CASE DIMENSIONS



All Dimensions In Inches

CASE HEIGHT 5.88"
1PH 2W 2.9 LBS
3PH 3W 3.3 LBS
3PH 4W 3.8 LBS

WATTHOUR OUTPUT CONNECTIONS



FLEX-CORE®
Div. Morlan & Associates, Inc.
6625 McVey Blvd. Columbus, Ohio 43235

WWW.FLEX-CORE.COM
sales@flex-core.com

PHONE (614) 889-6152
TECH. ASSISTANCE (614) 876-8308
FAX # (614) 876-8538

WATT / WATT HOUR TRANSDUCERS