

CURRENT SWITCHES

DC CURRENT SENSOR


MODEL DS3-SDT-24U

FEATURES

- Hall Effect Sensor/Signal Conditioner/Limit Alarm in a Single Package
- Field Adjustable Setpoint
- Three Jumper Selectable Input Ranges
- Frequency From DC to 400Hz
- SPDT Relay (Form C) Output
- Isolated Output

APPLICATIONS

- Heating Elements - Instant Indication of Heater Status
- Power Supplies - Signals Overcurrent Before Equipment Failure
- Machine Operation - Instant Status of Motors, Lamps & Other Loads
- Telecom Sites - Monitors Battery Status



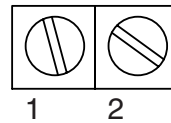
DS3-SDT-24U

SPECIFICATIONS

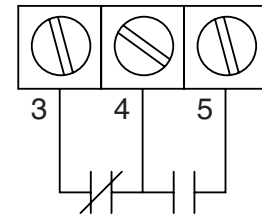
Selectable Setpoint Range 4-20A, 10-50A, 20-100A
 Output Rating (Relay) 5.0A @ 240Vac
 5.0 A @ 30Vdc (SPDT)
 Isolation Voltage 3000 Volts
 Response Time (10% Above Setpoint) 100 milliseconds
 Overload 1000% .5 Sec. - 200% Continuous
 Power Consumption 10VA
 Temperature Range -20°C to +50°C
 Humidity Range 0-95% RH, Non-Condensing
 Hysteresis 5% of Setpoint
 Supply Voltage 24Vac or Vdc
 Case UL 94-V0 Flammability Rated

CONNECTIONS

Power Supply
24VAC/DC

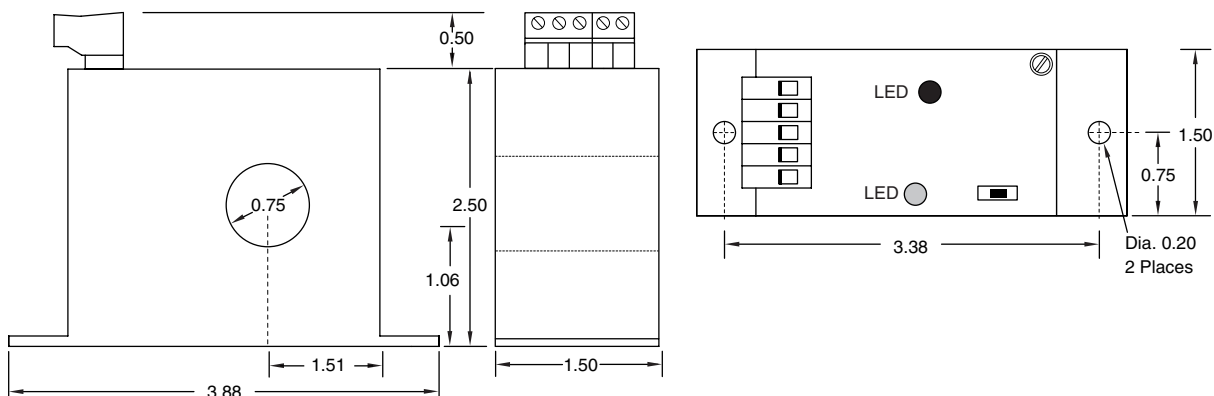


Isolated Relay Output
(Shown De-Energized)



NOTE: Use 12-22AWG Solid or Stranded Wire

DIMENSIONS



All Dimensions In Inches

FLEX-CORE®
 Div. Morlan & Associates, Inc.
 6625 McVey Blvd. Columbus, Ohio 43235

WWW.FLEX-CORE.COM
 sales@flex-core.com

PHONE (614) 889-6152
 TECH. ASSISTANCE (614) 876-8308
 FAX # (614) 876-8538

CURRENT SWITCHES